

icing options

SEMI ICED

ICING IS SCRAPED BACK ONCE APPLIED TO REVEAL SMALL SECTIONS OF THE CAKE.



FULLY ICED

A FULL COVERAGE OF ICING WHITE OR COLOURED.



RIBBON ICED

A FULL COAT OF ICING IS APPLIED THEN SCRAPED BACK TO CREATE THE EFFECT.



DIAGONAL RIBBON ICED

A FULL COAT OF ICING IS APPLIED THEN SCRAPED BACK DIAGONALLY TO CREATE THE EFFECT.



VERTICAL RIBBON ICED

A FULL COAT OF ICING IS APPLIED THEN SCRAPED UPWARDS TO CREATE A VERTICAL EFFECT.



RUSTIC SLAP

A THIN COAT OF ICING IS APPLIED THEN WE USE A PALLET KNIFE TO APPLY A ARC EFFECT.



icing options

ROUGH TEXTURE

A COAT OF ICING IS APPLIED THEN IT IS HAND DABBED ON & OFF TO CREATE AN UNEVEN TEXTURE EFFECT.



TEXTURED WATERCOLOUR

DOBS OF COLOURED ICING ARE APPLIED & LIGHTLY SCRAPED BACK TO CREATE A TEXTURED DESIGN.



BLENDED WATERCOLOUR

ICING IS APPLIED WITH DOBS OF COLOURED ICING IT IS SCRAPED BACK TO CREATE A BLENDED EFFECT.



OMBRE BUTTERCREAM

ICING IS APPLIED IN 3 SHADES OF THE SAME COLOUR GOING FROM DARK TO LIGHT (BOTTOM TO TOP).



HAND PAINTED LUSTER DUST

A FULL COAT OF ICING IS APPLIED & HAND PAINTED WITH GOLD/SILVER/ROSE GOLD EDIBLE LUSTER DUST.



STENCILED BUTTERCREAM

FULL COAT ICING IS APPLIED THEN OVERLAYED WITH A STENCIL PATTERN - CAN BE PLAIN OR COLOURED




stencil patterns

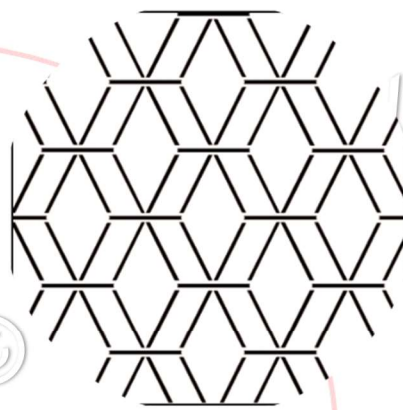
HARVEST




RUBY



EMERALD



NEVARA



ROYALE

(1/2 HEIGHT STENCIL)



EDEN

(1/2 HEIGHT STENCIL)



SCARLETT




stencil patterns

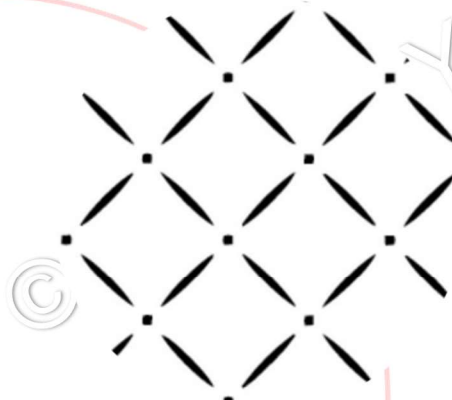
HAVANA



CELESTE



BLUEPRINT



EMPORIA



LOVE HEARTS



CHICAGO

